

☎ (+ 20)1126851550 -
(+ 20)1126851350

📍 Head Office Adress 4 Tiba St.
Mohandeseen, Giza, Egypt

www.niletrade.co

WIRED

NURSE CALL SYSTEM



☎ (+ 20)1126851550 -
(+ 20)1126851350

📍 Head Office Adress 4 Tiba St.
Mohandeseen, Giza, Egypt

www.niletrade.co

+++
NCC- 8000

EMERGENCY PANEL

IT IS PLACED AT THE RECEPTION THE MONITOR ACTS
AS A ROOM CONTROLLER UNIT MANAGES FROM
10 ROOMS TO 30 ROOMS

Features



STATEMENT LAMP

It has a red light on request
Emergency patient



BATTERIES

Equipped with batteries that
operate in the event of a power outage



CANCEL BUTTON

The panel is equipped with
a button to turn off the alarm
without canceling the light source



SOUND ALERT

The panel emits a sound to alert
the reception nurse that there is
a request from a patient in one of
the rooms or bathrooms

Technical Specifications

- Available panels: 10 lines / 20 lines / 30 lines
- More than one panel can be connected to the same system
- The pannel shows the room number or bed number, depending on the delivery
- Power source 220 volts



RESET&CALLING UNIT

NCP- 810

RESET AND CALLING UNIT PLACED BESIDE
TO THE PATIENT'S BED OR INSIDE BHU.



Features

- USE IN PATIENT ROOMS
- CANCEL BUTTON ON FACE
- COMES WITH PORT RJ45
- WORKS WITH SMALL OR LARGE SYSTEM
- LINK WITH PULL CALLING CORD
- AN EMERGENCY APPEARS ON THE MASTER NURSE STATION


Technical Specifications

Power supply: Dry Contact
Dimensions: 13 x 8cm
Housing Material: Plastic
Net Weight: 30g



www.niletrade.co





Features

- CALL BUTTON ON FACE
- COMES WITH CABLE 1M
- LINKED TO REST AND CALING UNIT
- POSSIBILITY OF USING DIFFERENT CORD LENGTHS
- AN EMERGENCY APPEARS ON THE MASTER NURSE STATION
- COMPRISES A PEAR-SHAPED CALL PUSH, COILED 3.6-1.2M TRAILING LEAD
- TAIL CALL LEAD FOR USE WITH N-CALL NC810- SERIES CALL SYSTEM

Technical Specifications

Power supply: Dry Contact

Dimensions: 8 x 4 cm

Housing Material: Acrylic

Net Weight: 20g



NTC- 830



TAIL CALL LEAD

AN EXTENDABLE COILED TAIL CALL LEAD FOR USE WITH N-CALL SYSTEMS.

www.niletrade.co



NCL- 820


Features



CALL BUTTON ON FACE



POSSIBILITY OF USING DIFFERENT
CORD LENGTHS



COMES WITH CABLE UTP 1M



USE IN PATIENT ROOMS

- AN EMERGENCY APPEARS ON THE MASTER NURSE STATION
- LINKED TO REST AND CALING UNIT

OVER DOOR LIGHT

ONE OR TWO COLOR BULB WHICH IS PLACED OUTSIDE THE DOOR OF THE ROOM AND CAN BE CONNECTED TO MORE THAN ONE BED



www.niletrade.co

Technical Specifications

Power supply: Dry Contact

Dimensions: 8 x 12 cm

Housing Material: Plastic

Net Weight: 20g



BATHROOM CALL POINT

IT IS PLACED ABOVE OR BESIDE THE TOILET TO BE PULLED WHEN THE PATIENT REQUEST A HELP AND IT IS CONNECTED TO THE RESET KEY UNIT.

Features

CALL BUTTON ON FACE

WORK WITH SMALL OR LARGE SYSTEM

IT IS LINKED TO THE CANCEL UNIT

USE IN SHOWER AREAS

PULL CORD FOR ACCESS AFTER FALLING

AN EMERGENCY APPEARS ON THE MASTER NURSE STATION

NCE- 840



Technical Specifications

Power supply: Dry Contact

Dimensions: 13 x 8 cm

Housing Material: Plastic

Net Weight: 30g

www.niletrade.co

www.niletrade.co




THE CALL IS MADE USING A CORD PLACED NEXT TO THE PATIENT OR A CALL SIGN AT THE TOP OF THE BED

MORE THAN ONE BED CAN BE LINKED TO ONE CANCEL UNIT.

MORE THAN ONE CANCELLATION UNIT CAN BE LINKED TO ONE INDICATOR LAMP

EQUIPPED WITH A LIGHT THAT SHOWS THE CALL STATUS.





WHEN A PATIENT CALLS FOR AN EMERGENCY,THE BOARD
DIRECTS THE RECEPTION NURSE TO A NUMBER THE ROOM AND
A RED LIGHT IS LIT ON THE DOOR OF THE ROOM OF THE PATIENT
CALLING FOR NURSING.WHEN THE NURSE COMES TO THE ROOM,
SHE CANCELS THE ORDER FROM THE CANCELLATION UNIT

www.niletrade.co



LED OVER DOOR LIGHTS GIVE NURSING PERSONNEL
FAST VISUAL ASSISTANCE FOR CALLS AND ALARMS COMING FROM
PATIENT ROOMS. THE OVER DOOR LIGHT, WHICH IS SITUATED OUTSIDE
PATIENT ROOMS AND IN HALLWAYS, IMPROVES ATTENTIVE AWARENESS
AND GIVES CLEAR VISUAL STATUS.



www.niletrade.co





IT IS SET EITHER BESIDE THE TOILET BASE OR ABOVE IT.

WHEN THE PATIENT PRESSES THE TENSIONER, THE MAIN PANEL OF THE NURSING STATION ILLUMINATES AND AN EMERGENCY DISPLAYS. THIS SIGNALS THE NEED FOR EMERGENCY CARE.

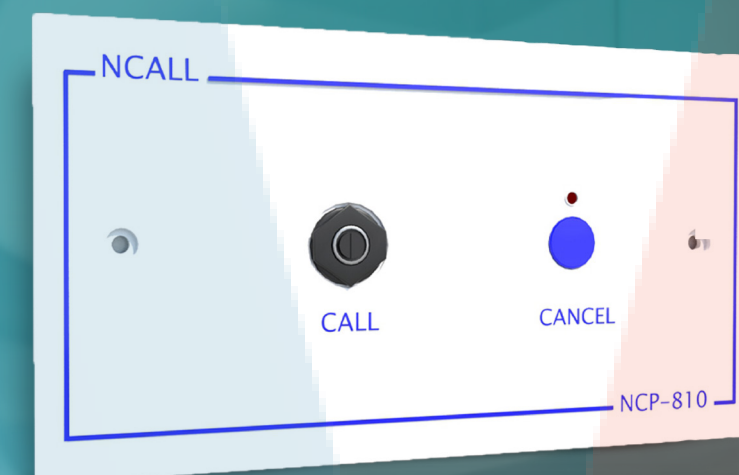
- IT IS CONNECTED TO THE CANCELLATION UNIT
- WHEN PULLING, IT EXPRESSES A STATE OF EMERGENCY IN THE ROOM




NCL- 820
OVER DOOR LIGHT



NCP- 810
RESET AND CALLING UNIT




NTC- 830
TAIL CALL LEAD



BATHROOM CALLING POINT
NCE- 840

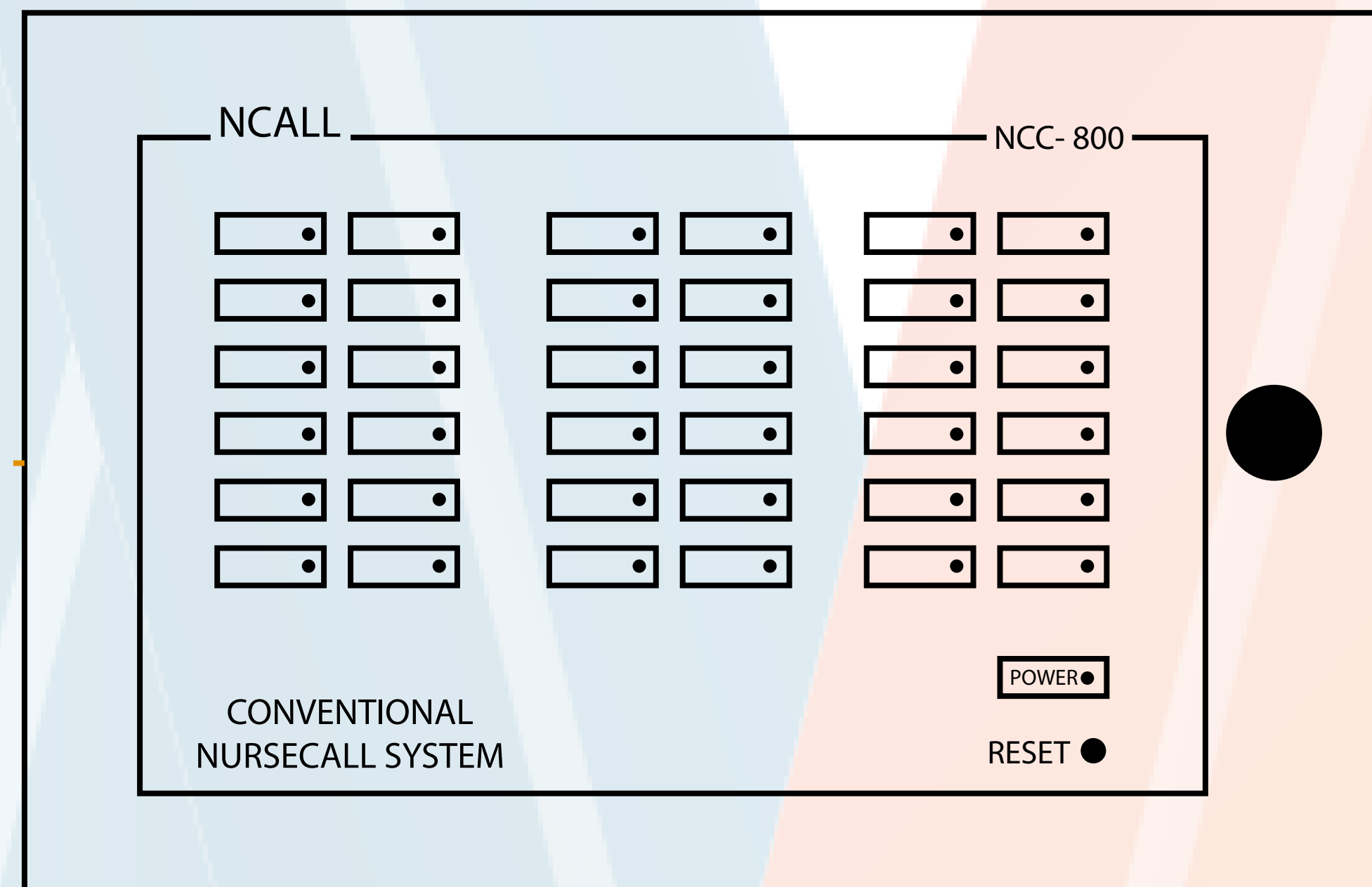
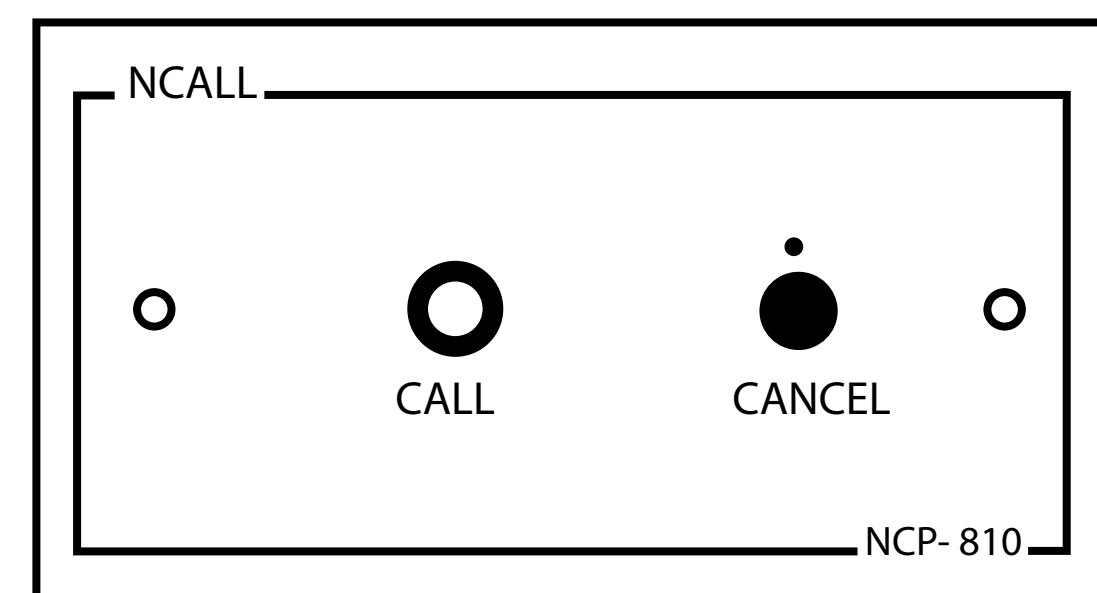


EMERGENCY PANEL
NCC- 8000

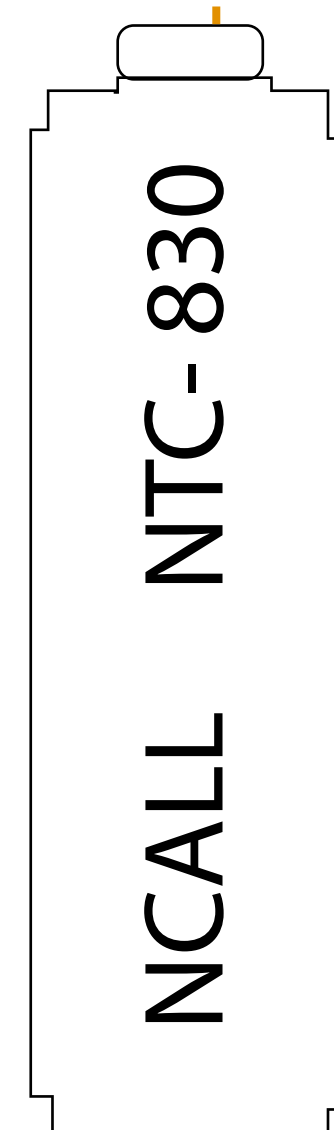
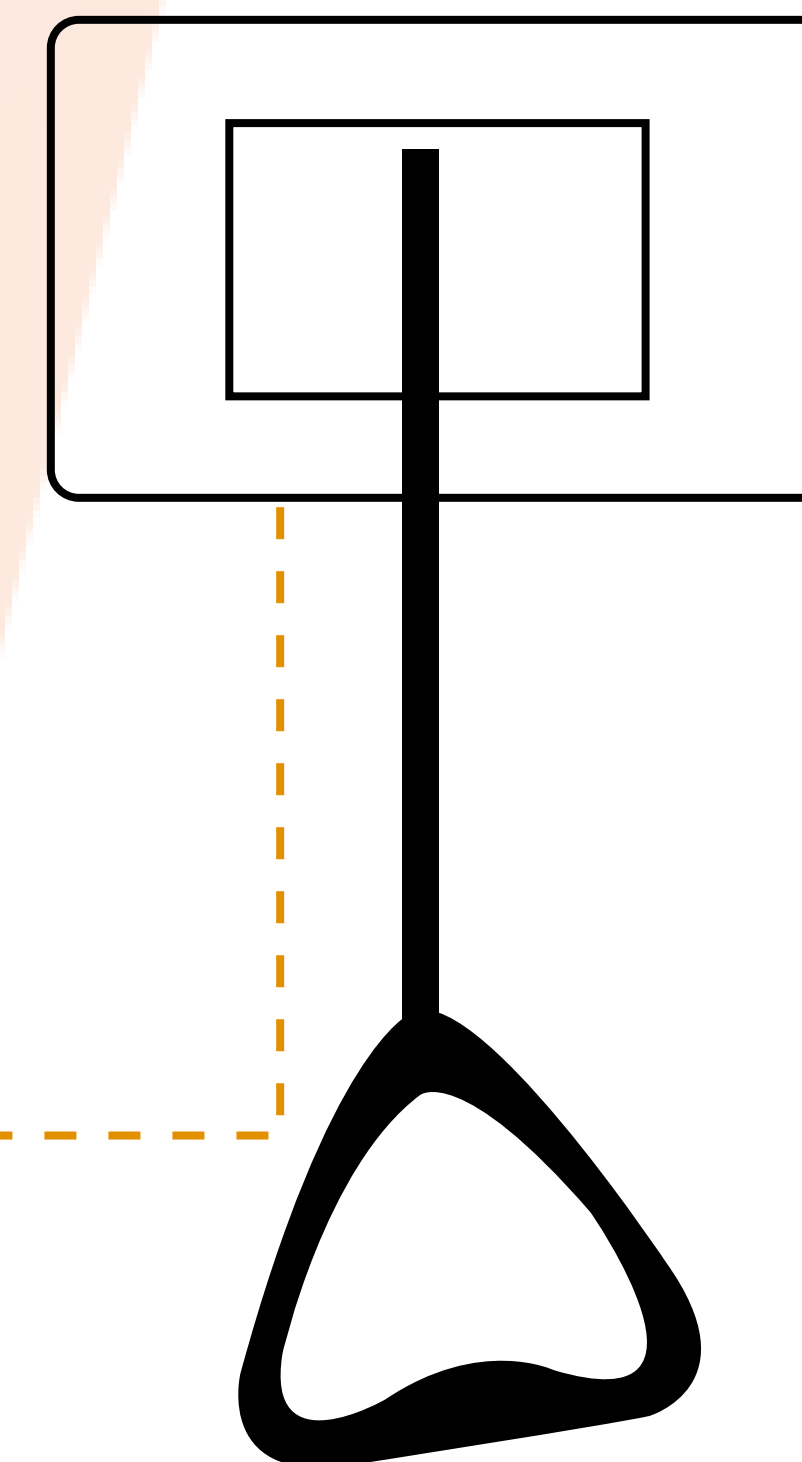


Master Nurse Station **NCC- 800**

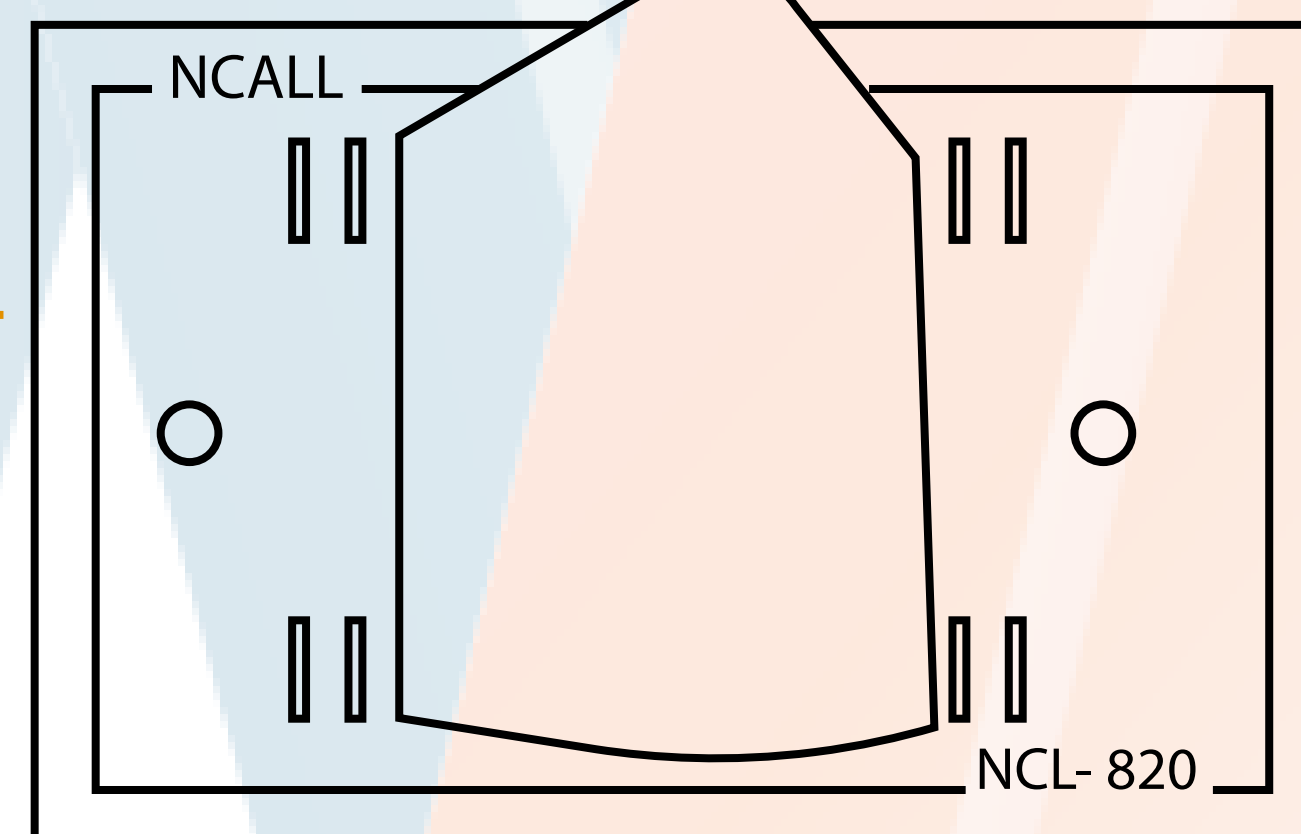
Reset And Calling Unit **NCP- 810**



Bathroom Call Point **NCE- 840**



Pull Calling Cord **NTC- 830**



Over Door Light **NCL- 820**

